




Light Trailer Springs

STD Car Trailer Springs

Single Axle Eye and Slipper. 2 x 1/4" Spring Steel				No. Leaves	Capacity Per Set
5/8 Eye	380	Chamber 115	430	1	200Kg
				2	400Kg
				3	600Kg
				4	800Kg
				5	1000Kg
				6	1250Kg
				7	1500Kg
				8	1750Kg

Tandem Axle Eye and Slipper. All 2 x 1/4" Spring Steel				No. Leaves	Capacity Per Set
5/8 Eye	305	Chamber 80	345	2	1000Kg
				3	1500Kg
				4	2000Kg
				5	2500Kg
				6	3000Kg

Tandem Axle Double Eye. All 2 x 1/4" Spring Steel				No. Leaves	Capacity Per Set
5/8 Eyes	305	Chamber 80	305	2	1000Kg
				3	1500Kg
				4	2000Kg
				5	2500Kg
				6	3000Kg

We can supply U/Bolt kits to suit our trailer springs.

Boat Trailer Springs

Parabolic Tapered Leaf		Code	Capacity Per Set
5/8 Eye		R20	500Kg
		R26	1000Kg
		R17	1500Kg
		R15	2000Kg